



# Wyndham Lakes ES

Media Center Collection Development Plan  
2023-24

Margarita E. Zizza

Margarita E. Zizza (Oct 2, 2023 09:04 EDT)

Margarita Zizza  
Principal

Mario Foster

Marie Foster (Oct 2, 2023 09:13 EDT)

Marie Foster  
Certified Educational Media Specialist

# Table of Contents

---

<b>Table of Contents</b>	<b>2</b>
<b>Executive Summary</b>	<b>3</b>
District Strategic Plan 2025	3
School Collection Development Plan	3
<b>School Assessment Analysis</b>	<b>4</b>
<b>Collection Analysis</b>	<b>5</b>
<b>Collection Analysis by Category</b>	<b>6</b>
Notes	6
<b>Representation Analysis</b>	<b>7</b>
Results	7
<b>Strategic Focus</b>	<b>8</b>
<b>Budget and Purchasing Plan</b>	<b>9</b>
Annual Budget 2023-2024	9
Purchasing Plan 2023-2024	9
<b>Year-to-Year Collection Change</b>	<b>10</b>

# Executive Summary

---

## *District Strategic Plan 2025*

Orange County Public Schools is the eighth-largest school district in the United States and the fourth largest in Florida. The district serves more than 206,000 students at 202 schools and is one of the largest employers in Central Florida with more than 25,000 team members.

**Vision:** To ensure every student has a promising and successful future.

**Mission:** With the support of families and the community, we create enriching and diverse pathways to lead our students to success.

## *School Collection Development Plan*

Wyndham Lakes ES serves 591 students enrolled in grades Kindergarten through fifth. The student population's ethnicity is made of 65% Hispanic and 35% Non-Hispanic students. Additionally, we serve a diverse population made up of 70% White, 20% Black, 1% Native, 4% Asian, 0% Pacific, and 4% Multicultural students.

The administration includes Principal Margarita Zizza and Assistant Principal Michelle Vidal. Wyndham Lakes ES is proud to offer the many special programs which provide students with opportunities. These include Sunshine State Young Readers Award, News Crew, Safety Patrols, Chess Club, Everglades Champions, and National Elementary Honor Society.

A thorough analysis of the current media center collection at Wyndham Lakes ES indicates that the average age of the collection is 2009 and the number of books per student is 16. The [American Association for School Libraries](#) has established a criteria for highly effective media centers that includes a ratio of 15-20 books available per student in the collection.

At this time, Wyndham Lakes ES does not meet the recommended standards for the number of books per student.

The analysis of the collection also revealed the following areas of strengths and concerns:

- Based on reading scores, more low level/high interest books need to be purchased.
- In addition to the physical media center collection, the district provides almost 5,000 eBooks, audiobooks and digital magazines.
- This collection is in need of more series, graphic novels, and non-fiction books like how-to-draw, computers, and animals that interest students.
- The average publication date of 2009 is acceptable but needs to be improved.
- Purchases of new books will focus on African American students
- Weeding will focus on the OCPS Catalog Project expectations as well as aged titles in fiction and non-fiction

## School Assessment Analysis

The school analysis provides an overview of the school's assessment data for the previous two school years.

Proficiency Data							
Assessment	2021-22	Assessment	2022-23	Assessment	2021-22	Assessment	2022-23
		<b>Star Early Literacy Proficiency</b>	49%				
		<b>Star Reading Proficiency</b>	49%				
						<b>Star Math Proficiency</b>	60%
<b>FSA ELA Grade 3</b>	57%	<b>FAST ELA Proficiency Grade 3</b>	52%	<b>FSA Math Grade 3</b>	67%	<b>FAST Math Proficiency Grade 3</b>	53%
<b>FSA ELA Grade 4</b>	64%	<b>FAST ELA Proficiency Grade 4</b>	61%	<b>FSA Math Grade 4</b>	64%	<b>FAST Math Proficiency Grade 4</b>	61%
<b>FSA ELA Grade 5</b>	52%	<b>FAST ELA Proficiency Grade 5</b>	60%	<b>FSA Math Grade 5</b>	48%	<b>FAST Math Proficiency Grade 5</b>	54%
<b>NGSSS Sci 5 EOC</b>	49%	<b>NGSSS Sci 5 EOC</b>	62%				

### Comparison between 2021-22 and 2022-23 Testing Data

(adapted from <https://www.fldoe.org/accountability/assessments/k-12-student-assessment/results/2023.stml>)

In 2023, the state transitioned from Florida Standards Assessments (FSA) to Florida Assessment of Student Thinking (FAST) for English Language Arts (ELA) and Mathematics. The 2022-23 for FAST and Benchmarks for Excellent Student Thinking (B.E.S.T.) End-of-Course (EOC) assessments are based on **provisional** achievement level cuts that are linked to each assessment's respective 2021-22 reporting scale. Comparisons should not be made between the 2023 data and previous years' data. The implementation of FAST K-2 in the 2022-23 school year was the first administration of statewide assessments for students in grades K-2. These assessments include Star Early Literacy Proficiency, Star Reading Proficiency, and Star Math Proficiency.

## Collection Analysis

The collection is developed for and influenced by students, their interests, academic needs and alignment to the curriculum. The data below is a snapshot of the collection based on a Titlewise Analysis from July 2023. Purchasing or weeding after that time is not reflected in this data.



**9,659**

Items in the Collection



**16**

Items per Student



**53%**

Fiction Titles  
in the Collection



**38%**

Nonfiction Titles  
in the Collection

Library media resources are curated to include both recently published works and classics that both rightfully impact the average age of the collection.



**2009**

Average Age of the  
Collection



**42%**

Aged Titles



**14%**

Newer than 5 Years

Library media resources should be representative of the school. A commitment to representative literature is reflective of **OCPS values such as equity, inclusion, and respect.**



**33%**

Representative Titles  
in Collection



**2008**

Representative Titles  
Average Age

Social-Emotional Learning (SEL) library media resources can contribute to the **development of character and social-emotional skills**, one of the OCPS's key performance indicators.



**35%**

SEL Titles in Collection



**2010**

SEL Titles Average Age

Library media resources are distributed across the **Lexile reading level ranges** noted below.



**74**

BR-199  
Lexile  
Items

**271**

200-349  
Lexile  
Items

**971**

350-499  
Lexile  
Items

**2458**

500-674  
Lexile  
Items

**1930**

675-909  
Lexile  
Items

**521**

910-1299  
Lexile  
Items

**3**

1300+  
Lexile  
Items

## Collection Analysis by Category

---

The information collected in this section provides a detailed look at the current library collection by classification and genre. The information was gathered from Follett Destiny, the library management system, and Titlewave, the vendor's ordering and analysis tool.

Section	# of Titles	Average Age
Computer Science, Information & General Works	40	2015
Philosophy & Psychology	42	2012
Religion	28	2008
Social Sciences	532	2005
Language	208	2013
Science	865	2009
Technology	312	2009
Arts & Recreation	203	2012
Literature	145	2005
History & Geography	472	2007
Biography	590	2011
Easy	2155	2006
General Fiction	2626	2011
Graphic Novels	147	2015

### Notes

- The average age of Technology and Computer books needs to be updated.
- The amount of graphic novels is lacking considering those are very popular.
- In addition to the physical media center collection, the district provides almost 5,000 eBooks, audiobooks and digital magazines.

# Representation Analysis

Enrollment & Demographic Data					
591 2023-24 Student Enrollment as of September 7, 2023	Subgroups		Federal Ethnicity		
	29% ELL	14% ESE	65% Hispanic	35% Non-Hispanic	
Federal Race Category					
70% White	20% Black	1% Native	4% Asian	0% Pacific	4% Multicultural

To deepen focus on strategic collection development, specific sections of the collection were analyzed in detail to determine whether the media center collection reflects and represents various points of view and experiences. The goal is to provide a balanced collection that can be both a mirror, to reflect a reader's experience, and a window, so readers can experience different viewpoints.

## Results

Based on the available school data of Wyndham Lakes ES in comparison to Collection Analysis results, it was found that:

Student Representation	% of Students	Total # of Titles	Total % of Titles	Avg. Age of Titles
Hispanic	65%	201	2%	2010
Black	20%	323	3%	2011
Native	1%	96	1%	2003
Asian	4%	85	1%	2013

## Strategic Focus

---

This page lists the priorities for selection and weeding for each school year and includes the action, updates, and outcomes. This is subject to change due to funding and time constraints.

School Year	Strategic Focus
2023-2024	<b>Selection Priorities</b> <ul style="list-style-type: none"><li>• Priority 1: Update non-fiction sports (790s)</li><li>• Priority 2: Purchase new books to focus on African American students</li><li>• Priority 3: Sunshine state books for 2024-2025</li></ul>
	<b>Weeding Priorities</b> <ul style="list-style-type: none"><li>• Priority 1: Easy books</li><li>• Priority 2: Computer Science (000s)</li><li>• Priority 3: Arts and Recreation (700s)</li></ul>
2024-2025	<b>Selection Priorities</b> <ul style="list-style-type: none"><li>• Priority 1: Update Biographies</li><li>• Priority 2: New series based on student interest</li><li>• Priority 3: Sunshine state books for 2025-2026</li></ul>
	<b>Weeding Priorities</b> <ul style="list-style-type: none"><li>• Priority 1: Technology (600s)</li><li>• Priority 2: Social Science (300s)</li><li>• Priority 3: Biographies</li></ul>



# Budget and Purchasing Plan

This page outlines the current budget available and specifically lists the priorities for this school year (2023-2024).

## Annual Budget 2023-2024

State Funds	
Source	Amount
State (1001111000)	\$7,624.12
Internal Accounts	
Source	Amount
Book Fair Profits	\$2753.11
Scholastic Bucks	\$7076.40
Library Fines	\$41.62
TOTAL	\$17,495.25

## Purchasing Plan 2023-2024





Approximate Purchasing Plan	
Purpose	Amount
SSYRA 2024-2025	\$3,000
African American books	\$3,000
Biographies	\$3,000
Non-fiction sports	\$3,000
Low level/high interest	\$3,000
TOTAL	\$15,000

## Year-to-Year Collection Change

The information below represents the year-to-year change within the library media center collection from the 2022-23 to 2023-24 school year. The 2022-23 data is based on a collection analysis from June 2022, while the 2023-24 is based on a collection analysis from July 2023.

### Data Reflection

- Weeded a good amount of out of date books
- Items per student is still of an acceptable number
- Average age of collection increased but still needs improvement

2022-23 Purchased and Weeded Materials			
Materials Added to the Collection	176	Materials Weeded from the Collection	1179
Category	2022-23	2023-24	
 Items in the Collection	10897	9,659	
 Items per Student	19	16	
 Average Age of Collection	2008	2009	
 Representative Titles in the Collection	33%	33%	